



EM

EXPLORE THE SILENCE

EPURE ESCAPE RANGE
2023 EDITION

EPURE EPURE
RACE

ESCAPE ESCAPE^{"A"}





2023 NEW FEATURES





ANTI-REVERSE TECHNOLOGY

2023 new feature, the **"Anti-Reverse"** system allows to block the rear wheel in extreme conditions for more safety. Struggling with steering? Get help from your own EM bike!



2023 RANGE - NEW FEATURES



REIGER 2-WAY* (HYDRAULIC + SPRING SETTINGS)

- Brings more **dynamism** to the EM bike
- Feeling of **lightness**
- Improves **traction**
- **Weight** gain

ROCKER SHAFTS/ TIE RODS

- Improved and homogeneous **suspension kinematics**
- **Accuracy** and increased **sensitivity** of damping

*Only on **2023 Epure Race**



2023 RANGE - NEW FEATURES



DOMINO THROTTLE

- Improves **sensitivity** and **power control**
- Better mechanical system for improved **precision**



PEDAL TIP

- Improved **ergonomics**, **quality** and better **support surface**



SHOCK ABSORBER FLAP

- Protection adjustment



BATTERY START BUTTON

- Sealing protection



2023 RANGE - NEW FEATURES



**EM HANDLEBAR
BY NEKEN***

*Only on 2023 Epure Race and
Escape "R"



**EM
2023
STAND**



**NEW
DESIGN**



**NEW FRAME
COLOR**

2023 EPURE RANGE

EPURE

EPURE
RACE



EM

8 / 37



EPURE



TRIAL
COMPETITIONS
PRO RIDERS

2023
EDITION

THE EPURE IS THE PERFECT MIX OF PERFORMANCE AND EASE OF USE, AND BENEFITS FROM OUR LATEST TECHNOLOGY.

INDEED, THE EPURE IS AIMED AT ALL THOSE WHO WISH TO RIDE IN TRIAL, DO TOURING, WITH A SILENT BIKE REQUIRING ALMOST NO MAINTENANCE.

THE 2023 MODEL OFFERS A MAJOR INNOVATION WITH THE APPEARANCE OF THE "ANTI-REVERSE" TECHNOLOGY , IN ADDITION TO THE "TRACTION CONTROL" ALREADY PRESENT!

DON'T LOSE THE GRIP AND STAY IN CONTROL OF YOUR BIKE IN ALL CONDITIONS. . .

WHETHER YOU ARE A PRIVATE RIDER, A RIDING SCHOOL, OR AN OFF-ROAD CENTER, THE EPURE WILL DELIGHT A LARGE NUMBER OF ENTHUSIASTS.

MAX SPEED*	RANGE*	WEIGHT	TORQUE	HOMOLOGATION
70 KM/H	43 KM	73 KG	600 NM	125 CM3

*75 km/h speed while off-road on private land. Range and speed depend on the usage conditions and the motorcycle's configuration.



EPURE - NEW FEATURES

**NEW
FRAME COLOR**

NEW MAPPING
MORE EFFICIENCY, MORE
TRACTION, MORE POWER

**NEW
BRAKE
PEDAL TIP**

**ROCKER SHAFTS/
TIE RODS**

**NEW DOMINO
THROTTLE**

**NEW FLAP
SHOCK ABSORBER**

**NEW
DESIGN
KIT**



TRACTION CONTROL*

By definition, off-road riding is going to offer you extreme conditions in which it is sometimes difficult to maintain control and traction of your bike.

Fortunately, Traction Control offers you **the best possible traction** to keep control in all circumstances.



TRACTION CONTROL
BUTTON



*Only on **2023 Epure** et **Escape**



EPURE - SPECS

TECHNICAL SHEET

FRAME	15CDV6
FRONT BRAKE	182 MM DISC 4-PISTON
REAR BREAK	150 MM DISC 2-PISTON
FRONT RIM	MORAD TRIAL 1.6"X21"
REAR RIM	MORAD TRIAL 2.15"X18"
TIRES	MICHELIN X11
FRONT SUSPENSION	TECH® 175 MM
REAR SUSPENSION	R16V 170 MM

BATTERY

ENERGY	LHON
VOLTAGE	50.4 V
CAPACITY	1875 WH
WEIGHT	10.5 KG
CHARGER	15 A
CHARGING TIME	2H30
LIFE CYCLE	1000
MINIMUM CHARGING TEMPERATURE	0°C

ENGINE

POWER RATING	6 KW
PEAK POWER	11 KW

DIMENSIONS

SADDLE HEIGHT	670 MM
WHEELBASE	1325 MM
GROUND CLEARANCE	320 MM
FOOT REST HEIGHT	360 MM
WIDTH	825 MM

STOCK EQUIPMENT

MAPS	3
PRB	
TRACTION CONTROL	
ANTI-REVERSE	

OPTIONS

SCHOOL MAPS	
25A CHARGER (11H45)	
EM HAND GUARDS	

EPURE RACE



2021
WORLD
CHAMPION

Scottish
Six Days Trial

APPROVED

TRIAL
COMPETITIONS
PRO RIDERS



2023
EDITION

THE TOP ONE

THE 2023 EPURE RACE IS THE PROOF THAT AN ELECTRIC MOTORBIKE IS AS GOOD AS A COMBUSTION ONE TODAY. WITH ITS DIAPHRAGM CLUTCH, POWER, ACCELERATION, TRACTION AND LIGHTNESS, THIS BIKE HAS ALL THE FEATURES RIDERS WOULD EXPECT.

MORE DYNAMIC WITH ITS NEW REIGER 2-WAY SHOCK ABSORBER, THE EPURE RACE 2023 GAINS IN TRACTION AND PRECISION.

2023 NEW FEATURE, THE "ANTI-REVERSE" SYSTEM WHICH ALLOWS TO BLOCK THE REAR WHEEL IN EXTREME CONDITIONS FOR MORE SAFETY.

THE EPURE RACE HAS NO LIMITS... EXCEPT THOSE OF ITS RIDER.

MAX SPEED*	RANGE*	WEIGHT	TORQUE	HOMOLOGATION
70 KM/H	43 KM	75 KG	600 NM	125 CM3

*75 km/h speed while off-road on private land. Range and speed depend on the usage conditions and the motorcycle's configuration.



EPURE RACE - NEW FEATURES





**NEW
FLYWHEEL**

- More **inertia**
- Better **traction control**
- **Power increase** at high revs

**TKO
(TICK OVER)**

Directly from the racing department, the Epure Race is now equipped with the TKO, a major innovation for the riders.


With **6 maps** available, including **3 with TKO**, it's up to you to activate or deactivate it to get the most out of your EM bike.



**CLUTCH AND
CLUTCH
PISTON
ASSEMBLY**

- Better **responsiveness**
and **sensitivity**
- More **clutch force**
- More **liveliness**





REIGER 2-WAY


(HYDRAULIC + SPRING SETTINGS)

- Brings more **dynamism** to the bike
- Feeling of **lightness**
- Improves **traction**
- **Weight** gain



EM HAND GUARDS

PROTECT YOUR FINGERS
AND CONTROLS WITH THIS
PROTECTION.



PAB "A"

THIS SMALL ERGONOMIC LEVER FITS ON
YOUR **EPURE RACE** MODEL IN A
FITTING AND PRACTICAL WAY.
IT OFFERS THE PERFORMANCES OF A
PROGRESSIVE MOTOR BRAKE AND
REGENERATES YOUR BATTERY.

EPURE RACE - SPECS

TECHNICAL SHEET

FRAME	15CDV6
FRONT BRAKE	182 MM DISC 4-PISTON RACING
REAR BREAK	150 MM DISC 2-PISTON RACING
FRONT RIM	MORAD TRIAL 1.6"X21"
REAR RIM	MORAD TRIAL 2.15"X18"
TIRES	MICHELIN X11
FRONT SUSPENSION	ALUMINUM TECH [®] RACING 175 MM
REAR SUSPENSION	REIGER 2-WAY SHOCK ABSORBER

BATTERY

ENERGY	LHON
VOLTAGE	50.4 V
CAPACITY	1875 WH
WEIGHT	10.5 KG
CHARGER	15 A
CHARGING TIME	2H30
LIFE CYCLE	1000
MINIMUM CHARGING TEMPERATURE	0°C

ENGINE

POWER RATING	6 KW
PEAK POWER	11 KW

DIMENSIONS

SADDLE HEIGHT	670 MM
WHEELBASE	1325 MM
GROUND CLEARANCE	320 MM
FOOT REST HEIGHT	360 MM
WIDTH	825 MM

STOCK EQUIPMENT

DIAPHRAGM CLUTCH	HYDRAULICS
ANTI-REVERSE	
MAPS	6
TKO	
FRB	
FLYWHEEL	

OPTIONS

PRB "R"
25A CHARGER (11H45)
EM HAND GUARDS

2023 ESCAPE RANGE

ESCAPE

"A"
ESCAPE



EM

22 / 37



ESCAPE



EXCURSION
SPORTS
DISCOVERY

2023
EDITION

ESCAPE - NEW FEATURES

THE ESCAPE IS THE TOURING MODEL OF THE EM FAMILY.

EXTEND YOUR BOUNDARIES AND DISCOVER NEW HORIZONS WITH THE CAPABILITIES AND PERFORMANCE OF THE NEW 2023 ESCAPE.

LIKE ALL OUR MOTORCYCLES, THE ESCAPE HAS A EUROPEAN TYPE APPROVAL ALLOWING YOU TO TAKE FULL ADVANTAGE OF THIS EM BIKE.

EQUIPPED WITH TRACTION CONTROL, BUT ALSO WITH THE NEW "ANTI-REVERSE" SYSTEM, THE ESCAPE IS A EM BIKE FULL OF TECHNOLOGY AND RIDING ASSISTANCE.

GO BEYOND THE BORDERS AND LIVE THE ADVENTURE WITH THE ESCAPE.



MAX SPEED* **RANGE*** **WEIGHT** **TORQUE** **HOMOLOGATION**

75 **61** **83** **600** **125**

KM/H

KM

KG

NM

CM3

*75 km/h speed while off-road on private land. Range and speed depend on the usage conditions and the motorcycle's configuration.



ESCAPE - NEW FEATURES



TRACTION CONTROL*

By definition, off-road riding is going to offer you extreme conditions in which it is sometimes difficult to maintain control and traction of your bike.

Fortunately, Traction Control offers you **the best possible traction** to keep control in all circumstances.



TRACTION CONTROL
BUTTON



*Only on **2023 Epure** et **Escape**



ESCAPE - SPECS

TECHNICAL SHEET

FRAME	15CDV6
FRONT BRAKE	182 MM DISC 4-PISTONS
REAR BRAKE	150 MM DISC 2-PISTONS
FRONT RIM	MORAD TRIAL 1.6"X21"
REAR RIM	MORAD TRIAL 2.15"X18"
TIRES	MICHELIN X11
FRONT SUSPENSION	STEEL TECH® 175 MM
REAR SUSPENSION	R16V 170 MM

BATTERY

ENERGY	LHON
VOLTAGE	50.4 V
CAPACITY	2690 WH
WEIGHT	14 KG
CHARGER	15 A
CHARGING TIME	3H20
LIFE CYCLE	1000
MINIMUM CHARGING TEMPERATURE	0°C

ENGINE

POWER RATING	6 KW
PEAK POWER	11 KW

DIMENSIONS

SADDLE HEIGHT	820 MM
WHEELBASE	1325 MM
GROUND CLEARANCE	320 MM
FOOT REST HEIGHT	360 MM
WIDTH	825 MM

STOCK EQUIPMENT

MAPS	3
PRB	
TRACTION CONTROL	
ANTI-REVERSE	

OPTIONS

SCHOOL MAPS	
25A CHARGER (2H30)	
EM HAND GUARDS	

ESCAPE "A"



EXCURSION
SPORTS
DISCOVERY

2023
EDITION

ESCAPE "R" - DETAILS

THE ESCAPE "R" IS THE ULTIMATE WEAPON FOR TOURING AND EXTREME FREERIDING.

WITH ITS ULTRA-HIGH-END EQUIPMENT, LINES AND DESIGN, THE ESCAPE "R" IS GEARED TOWARDS OFF-ROAD RIDING.

THE 2023 MODEL GOES EVEN FURTHER, NOW WITH THE TKO (TICK OVER) AS STANDARD, THE LATEST PERFORMANCE INNOVATION MADE IN EM, BUT ALSO THE PRB "R" (OPTIONAL).

IT ALSO HAS A EUROPEAN TYPE APPROVAL ALLOWING YOU TO TAKE FULL ADVANTAGE OF THIS MOTORCYCLE.

WITH THIS BRAND-NEW VERSION, THE ADVENTURE IS NOW TAKEN TO THE EXTREME.

GO BEYOND THE BORDERS AND LIVE THE ADVENTURE WITH THE ESCAPE "R"...

MAX SPEED* **RANGE*** **WEIGHT** **TORQUE** **HOMOLOGATION**

75	61	85	600	125
KM/H	KM	KG	NM	CM3

*75 km/h speed while off-road on private land. Range and speed depend on the usage conditions and the motorcycle's configuration.





**NEW
FLYWHEEL**

- More **inertia**
- Better **traction control**
- **Power increase** at high revs

**TKO
(TICK OVER)**


Directly from the racing department, the Epure Race is now equipped with the TKO, a major innovation for the riders.

With **6 maps** available, including **3 with TKO**, it's up to you to activate or deactivate it to get the most out of your EM bike.



CLUTCH AND CLUTCH PISTON ASSEMBLY

- Better **responsiveness**
and **sensitivity**
- More **clutch force**
- More **liveliness**



EM HAND GUARDS

PROTECT YOUR FINGERS
AND CONTROLS WITH THIS
PROTECTION.



PAB "A"

THIS SMALL ERGONOMIC LEVER FITS ON
YOUR **ESCAPE "R"** MODEL IN A
FITTING AND PRACTICAL WAY.
IT OFFERS THE PERFORMANCES OF A
PROGRESSIVE MOTOR BRAKE AND
REGENERATES YOUR BATTERY.

ESCAPE "A" - SPECS

TECHNICAL SHEET

FRAME	15CDV6
FRONT BRAKE	182 MM DISC 4-PISTONS RACING
REAR BREAK	150 MM DISC 2-PISTONS RACING
FRONT RIM	MORAD TRIAL 1.6"X21"
REAR RIM	MORAD TRIAL 2.15"X18"
TIRES	MICHELIN X11
FRONT SUSPENSION	ALUMINUM TECH® RACING 175 MM
REAR SUSPENSION	R16V 170 MM

BATTERY

ENERGY	LHON
VOLTAGE	50.4 V
CAPACITY	2690 WH
WEIGHT	14 KG
CHARGER	15 A
CHARGING TIME	3H20
LIFE CYCLE	1000
MINIMUM CHARGING TEMPERATURE	0°C

ENGINE

POWER RATING	6 KW
PEAK POWER	11 KW

DIMENSIONS

SADDLE HEIGHT	820 MM
WHEELBASE	1325 MM
GROUND CLEARANCE	320 MM
FOOT REST HEIGHT	360 MM
WIDTH	825 MM

STOCK EQUIPMENT

MAPS	6
DIAPHRAGM SPRING CLUTCH	HYDRAULIC
TKO	
ANTI-REVERSE	
FRB	
FLYWHEEL	

OPTIONS

PRB "R"	
EM HAND GUARDS	
25A CHARGER (2H30)	

2023 RANGE - TECHNICAL SHEET

EPURE

EPURE FACE

ESCAPE

ESCAPE "R"

CYCLE PART

FRAME	15CDV6	15CDV6	15CDV6	15CDV6
FRONT BRAKE	182 MM DISC 4-PISTONS CALIPER	182 MM DISC 4-PISTONS RACING	182 MM DISC 4-PISTONS CALIPER	182 MM DISC 4-PISTONS RACING
REAR BREAK	150 MM DISC 2-PISTONS CALIPER	150 MM DISC 2-PISTONS RACING	150 MM DISC 2-PISTONS CALIPER	150 MM DISC 2-PISTONS RACING
FRONT RIM	MORAD TRIAL 1.6"X21"	MORAD TRIAL 1.6"X21"	MORAD TRIAL 1.6"X21"	MORAD TRIAL 1.6"X21"
REAR RIM	MORAD TRIAL 2.15"X18"	MORAD TRIAL 2.15"X18"	MORAD TRIAL 2.15"X18"	MORAD TRIAL 2.15"X18"
TIRES	MICHELIN X11	MICHELIN X11	MICHELIN X11	MICHELIN X11
FRONT	TECH® STEEL	TECH® RACING ALUMINIUM	TECH® STEEL	TECH® RACING ALUMINIUM
FRONT	175 MM	175 MM	175 MM	175 MM
REAR	R16V	R16V	R16V	R16V
REAR TRAVEL	170 MM	170 MM	170 MM	170 MM

BATTERY

ENERGY	LHON	LHON	LHON	LHON
VOLTAGE	50,4 V	50,4 V	50,4 V	50,4 V
CAPACITY	1875 WH	2690 WH	2690 WH	2690 WH
WEIGHT	10,5 KG	14 KG	14 KG	14 KG
CHARGER	15 A	15 A	15 A	15 A
CHARGING TIME	2H30	3H20	3H20	3H20
LIFE CYCLE	1000	1000	1000	1000
MIN. CHARGE TEMP.	0°C	0°C	0°C	0°C

ENGINE

POWER RATING	6 KW	6 KW	6 KW	6 KW
PEAK POWER	11 KW	11 KW	11 KW	11 KW

DIMENSIONS

SADDLE HEIGHT	670 MM	670 MM	820 MM	820 MM
WHEELBASE	1325 MM	1325 MM	1325 MM	1325 MM
GROUND CLEARANCE	320 MM	320 MM	320 MM	320 MM
FOOTREST HEIGHT	360 MM	360 MM	360 MM	360 MM
WIDTH	825 MM	825 MM	825 MM	825 MM
WEIGHT	70 KG	70 KG	83 KG	85 KG

EQUIPEMENT

MAPS	3	6	3	6
STANDARD EQUIPMENT	PRB TRACTION CONTROL (TC) ANTI-REVERSE	FRB TKO ANTI-REVERSE FLYWHEEL HYDRAULIC CONTROLLED DIAPHRAGM CLUTCH	PRB TRACTION CONTROL (TC) ANTI-REVERSE	FRB TKO ANTI-REVERSE FLYWHEEL HYDRAULIC CONTROLLED DIAPHRAGM CLUTCH
OPTIONS	SCHOOL MAPS 25A CHARGER (1H45) EM HANDGUARDS	PRB "R" 25A CHARGER (1H45) EM HANDGUARDS	SCHOOL MAPS 25A CHARGER (2H30) EM HANDGUARDS	PRB "R" 25A CHARGER (2H30) EM HANDGUARDS



2023 RANGE - PARTNERS



2023 RANGE - CONTACT

DISCLAIMER OF LIABILITY

Please note that this brochure contains photos taken on private property and/or abroad. The use of these vehicles in a similar environment in your jurisdiction may be prohibited by the legislation and/or regulations in force in your region, including article L.362-1 and following of the Environment Code. The photos do not contain any contractual character and the potential buyer of this vehicle will remain solely responsible for the use of the vehicles as well as for the respect of the legislation and regulation in force.

Example not to be followed. The drivers shown are professionals. Electric Motion draws the attention of all motorcyclists to the importance of wearing the prescribed protective equipment (approved helmet, gloves, jacket, pants and boots) and the need to ride responsibly, in compliance with the traffic laws. The purchase and use of a motorcycle requires compliance with the instructions and warnings in the user's manual. The motorcycles in the pictures may differ from the standard model in some details and some are equipped with optional accessories.

All information on appearance, performance, dimensions and weights of the motorcycles are not binding and may contain typing or printing errors. They are therefore subject to change. Please note that model specifications may vary from country to country. Do not dispose of in public.



Projet cofinancé par le Fonds Européen de Développement Régional

ZAC VIA DOMITIA 280 RUE DU TRIDENT
34740 VENDARGUES, FRANCE

WWW.ELECTRIC-MOTION.FR
INFO@ELECTRIC-MOTION.FR

OFFICE : +33 (0) 467 411 090
MOBILE : +33 (0) 687 549 564



FOLLOW US